

Filter Breakthrough Indicator Sticker (BTIS LFF)

For Pyridine and Basic Vapors

(PN: 135)



Replace Filter



Filter Over Saturated



Manual



1. Application

The Pyridine and Basic Vapors Breakthrough Indicator (PN: 135) is qualitative (yes/no) colorimetric indicator for the exhaustion and end-of-service life of low-flow filters. The indicator is designed to provide real-time indication of the breakthrough of Pyridine and Basic Vapors.

2. Specifications

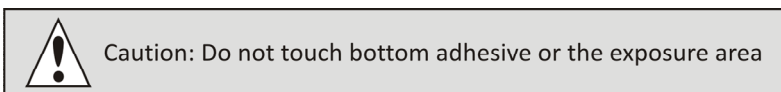
2.1. Overall Specification

a. Weight:	0.4g (0.02oz)
b. Dimensions:	1.5 mm (0.06 in), ϕ : 19.05 mm (0.75in)
c. Operating temperature:	4°C to 35°C (39°F to 95°F)
d. Operating humidity:	5% RH to 85%RH
e. Minimum detectable limit:	1ppm•hr @ face velocity 30cm/sec.
f. Color change:	Yellow to green to blue
g. Storage temperature:	4°C to 25°C, (39°F to 77°F)
h. Service life:	1 year
i. Shelf life:	1 year at 4°C to 25°C, (39°F to 77°F)

2.1. Cross interferences: Acidic vapors in high concentrations impair the performance of the pyridine breakthrough indicator. No other interferences are known

3. Operating Instructions

- Ensure that packaging pouch is intact.
- Open packaging pouch by tearing off the top part from one of side notches
- Remove indicator sticker from the packaging pouch.
- Peel off the protective liner to expose the bottom adhesive (Figure 1).



- Hold the sticker from the edges, as shown in Figure 2, and place it on center clean area of the filter's outlet with the reading area (glossy surface) of the sticker facing up.
- Press firmly to attach sticker to the filter's outlet (Figure 3).
- Replace filter when the reading area of the indicator changes color to green or blue

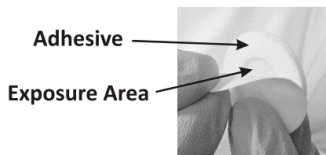


Figure 1



Figure 2




Figure 3