

Hydrogen Sulfide Breakthrough Indicator (BTI) For Carbon Absorbers

(PN: 185)






Manual



1. Application

The Hydrogen Sulfide Breakthrough Indicator (PN: 185) is qualitative (yes/no) colorimetric indicator for the end-of-service life of carbon absorbers and filters. It is designed to provide real-time indication of the breakthrough of hydrogen sulfide gas.

2. Specifications

- | | |
|------------------------------|--|
| a. Weight: | 28g (1.0oz) |
| b. Dimensions: | 89.9mm (3.5in), diameter 24.5mm (1.0in) |
| c. Inlet dimensions: | ¾" MNPT |
| d. Operating temperature: | -20°C to 65°C (-4°F to 149°F) |
| e. Operating humidity: | 5% RH to 90%RH |
| f. Minimum detectable limit: | 1.0ppm•min at 30 cm/sec face velocity |
| g. Color change: | Light blue  to brown  or black  |
| h. Storage temperature: | 4°C to 25°C, (39°F to 77°F) |
| i. Shelf life: | 2 years at 4°C to 25°C, (39°F to 77°F) |
| j. Service life: | 18 months |
| k. Light effect: | None |

Cross interferences: No interferences are known.

3. Operating Instructions

- Ensure that packaging pouch is intact.
- Open packaging pouch by tearing off the top part from one of side notches.
- Remove the Breakthrough Indicator from the packaging pouch.
- Remove the ¾" threaded plug from the carbon absorber outlet lid.
- Remove the protective red plug to activate the breakthrough indicator.
- Thread the Breakthrough Indicator into the ¾" threaded carbon absorber outlet lid.



- Replace carbon absorber when the Breakthrough Indicator changes color to brown or black.



Unexposed



Exposed
Change carbon absorber

